

Product data sheet

Specifications



Discrete input module, M340, 16 Inputs, 24 VDC sink

BMXDDI1602

Product availability: Stock - Normally stocked in distribution facility

Main

Range of Product	Modicon X80
Product or Component Type	Discrete input module
Discrete input number	16
Discrete input type	Isolated
Input type	Current sink (logic positive)
Discrete input voltage	24 V DC positive
Discrete input current	3.5 mA

Complementary

Input compatibility	With 2-wire/3-wire proximity sensors IEC 60947-5-2 With 2-wire/3-wire proximity sensors IEC 61131-2 type 3
Sensor power supply	19...30 V
Current state 1 guaranteed	>= 2 mA
Current state 0 guaranteed	<= 1.5 mA
Input impedance	6800 Ohm
Insulation resistance	> 10 MOhm 500 V DC
Power dissipation in W	2.5 W
DC typical response time	4 ms
DC maximum response time	7 ms
Paralleling of inputs	Yes
Typical current consumption	76 mA 3.3 V DC
MTBF reliability	775000 H
Protection type	1 external fuse per group of channel 0.5 A fast blow reverse polarity protection
Voltage detection threshold	< 14 V DC sensor fault > 18 V DC sensor OK
Status LED	1 LED (Green) module operating (RUN) 1 LED per channel (Green) channel diagnostic 1 LED (Red) module error (ERR) 1 LED (Red) module I/O
Net Weight	0.254 lb(US) (0.115 kg)

Environment

IP Degree of Protection	IP20
-------------------------	------

Price is "List Price" and may be subject to a trade discount – check with your local distributor or retailer for actual price.

Disclaimer: This documentation is not intended as a substitute for and is not to be used for determining suitability or reliability of these products for specific user applications

Directives	2014/35/EU - low voltage directive 2014/30/EU - electromagnetic compatibility
Environmental characteristic	Fungal spore resistant class 3B2
Dielectric strength	1500 V AC 50/60 Hz 1 minute, primary/secondary
Vibration resistance	3 gn
Shock resistance	30 gn
Ambient Air Temperature for Storage	-40...185 °F (-40...85 °C)
Ambient Air Temperature for Operation	32...140 °F (0...60 °C)
Relative humidity	5...95 % 131 °F (55 °C) without condensation
Protective treatment	Standard version
Operating altitude	0...6561.68 ft (0...2000 m) 2000...5000 m with derating factor

Ordering and shipping details

Category	US1PC3418160
Discount Schedule	PC34
GTIN	3595863910001
Returnability	Yes
Country of origin	ID

Packing Units

Unit Type of Package 1	PCE
Nbr. of units in pkg.	1
Package 1 Height	2.244 in (5.700 cm)
Package 1 Width	4.528 in (11.500 cm)
Package 1 Length	4.724 in (12.000 cm)
Package weight(Lbs)	5.079 oz (144.000 g)
Unit Type of Package 2	S02
Number of Units in Package 2	15
Package 2 Height	5.906 in (15.000 cm)
Package 2 Width	11.811 in (30.000 cm)
Package 2 Length	15.748 in (40.000 cm)
Package 2 Weight	5.443 lb(US) (2.469 kg)
Unit Type of Package 3	P06
Number of Units in Package 3	240
Package 3 Height	29.528 in (75.000 cm)
Package 3 Width	23.622 in (60.000 cm)
Package 3 Length	31.496 in (80.000 cm)
Package 3 Weight	109.061 lb(US) (49.469 kg)

Contractual warranty

Warranty (in months)	18
----------------------	----



Environmental Data

Schneider Electric aims to achieve Net Zero status by 2050 through supply chain partnerships, lower impact materials, and circularity via our ongoing “Use Better, Use Longer, Use Again” campaign to extend product lifetimes and recyclability.

[Environmental Data explained >](#)

[How we assess product sustainability >](#)



Environmental footprint

Total lifecycle Carbon footprint	32 kg CO2 eq.
Environmental Disclosure	Product Environmental Profile
Carbon footprint of the manufacturing phase [A1 to A3]	19 kg CO2 eq.
Carbon footprint of the distribution phase [A4]	0 kg CO2 eq.
Carbon footprint of the installation phase [A5]	0 kg CO2 eq.
Carbon footprint of the use phase [B2, B3, B4, B6]	13 kg CO2 eq.
Carbon footprint of the end-of-life phase [C1 to C4]	0.3 kg CO2 eq.

Use Better



Materials and Substances

Packaging made with recycled cardboard	Yes
EU RoHS Directive	Pro-active compliance (Product out of EU RoHS legal scope)
SCIP Number	43b0fbab-d94b-43e8-be0a-0b39cadd288b
REACH Regulation	REACH Declaration
California proposition 65	WARNING: This product can expose you to chemicals including: Lead and lead compounds, which is known to the State of California to cause cancer and birth defects or other reproductive harm. For more information go to www.P65Warnings.ca.gov

Use Longer



Lifetime extension

Repair	No
--------	----

Use Again



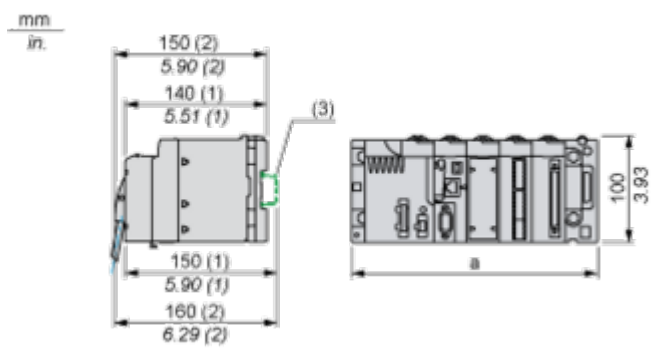
Repack and remanufacture

Circularity Profile	End of Life Information
Take-back	No

Dimensions Drawings

Modules Mounted on Racks

Dimensions



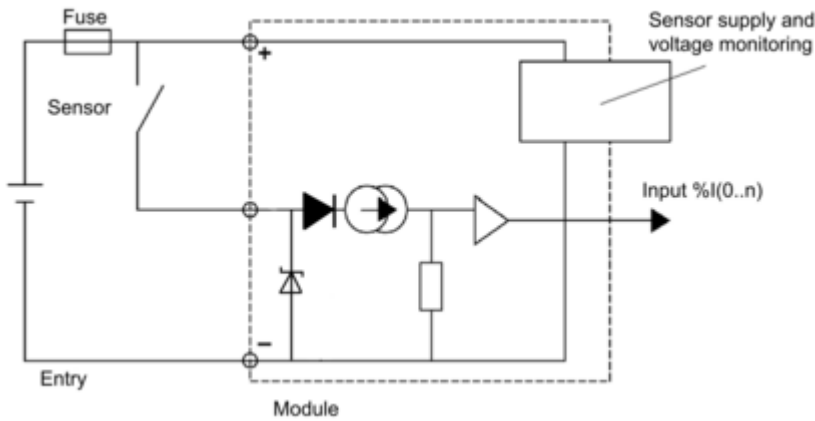
- (1) With removable terminal block (cage, screw or spring).
- (2) With FCN connector.
- (3) On AM1 ED rail: 35 mm wide, 15 mm deep. Only possible with BMXXBP0400/0400H/0600/0600H/0800/0800H rack.

Rack references	a in mm	a in in.
BMXXBP0400 and BMXXBP0400H	242.4	09.54
BMXXBP0600 and BMXXBP0600H	307.6	12.11
BMXXBP0800 and BMXXBP0800H	372.8	14.68
BMXXBP1200 and BMXXBP1200H	503.2	19.81

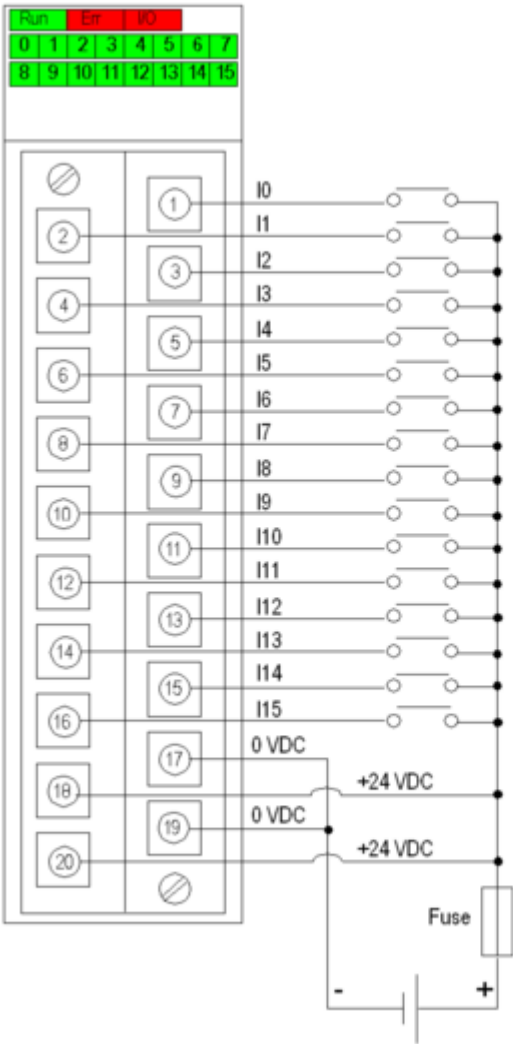
Connections and Schema

Connecting the Module

Input Circuit Diagram



Module Connection



power supply 24 VDC
fuse fast blow fuse of 0.5 A

Image of product / Alternate images

Alternative





