

Product data sheet

Specifications



discrete output module, Modicon X80, 16 transistor outputs, 24V DC positive

BMXDDO1602

Product availability: Stock - Normally stocked in distribution facility

Main

Range of Product	Modicon X80
Product or Component Type	Discrete output module
Discrete output number	16 IEC 61131-2
Discrete output type	Solid state
Discrete output logic	Positive
Discrete output voltage	24 V 19...30 V DC
Discrete output current	0.5 A

Complementary

Current per channel	0.625 A
Maximum current per module	10 A
Maximum leakage current	0.5 mA at state 0
Maximum voltage drop	<1.2 V at state 1
Insulation resistance	> 10 MOhm 500 V DC
Power dissipation in W	4 W
Response time on output	1.2 ms
Paralleling of outputs	Yes : 2 maximum
Typical current consumption	79 mA 3.3 V DC
MTBF reliability	410000 H
Protection type	External fuse reverse polarity protection short-circuit protection overload protection overvoltage protection
Output overload protection	With electronic circuit breaker $1.5 I_n < I_d < 2 I_n$ With current limiter
Output overvoltage protection	With transil diode
Output short-circuit protection	With 2 A external fuse
Reverse polarity protection	Reverse mounted diode
Voltage detection threshold	< 14 V DC preactuator fault > 18 V DC preactuator at state 0
Maximum tungsten load	6 W
Switching frequency	0.5/LI² Hz
Load impedance ohmic	> 48 Ohm

Price is "List Price" and may be subject to a trade discount – check with your local distributor or retailer for actual price.

Disclaimer: This documentation is not intended as a substitute for and is not to be used for determining suitability or reliability of these products for specific user applications

Status LED	1 LED (Green) module operating (RUN) 1 LED per channel (Green) channel diagnostic 1 LED (Red) module error (ERR) 1 LED (Red) module I/O
Net Weight	0.26 lb(US) (0.12 kg)

Environment

IP Degree of Protection	IP20
Directives	2014/35/EU - low voltage directive 2014/30/EU - electromagnetic compatibility
Dielectric strength	1500 V AC 50/60 Hz 1 minute, output/ground 1500 V AC 50/60 Hz 1 minute, output/internal logic
Vibration resistance	3 gn
Shock resistance	30 gn
Ambient Air Temperature for Storage	-40...185 °F (-40...85 °C)
Ambient Air Temperature for Operation	32...140 °F (0...60 °C)
Relative humidity	5...95 % 131 °F (55 °C) without condensation
Protective treatment	Standard version
Operating altitude	0...6561.68 ft (0...2000 m) 2000...5000 m with derating factor

Ordering and shipping details

Category	US1PC3418160
Discount Schedule	PC34
GTIN	3595863910469
Returnability	Yes
Country of origin	ID

Packing Units

Unit Type of Package 1	PCE
Nbr. of units in pkg.	1
Package 1 Height	2.205 in (5.600 cm)
Package 1 Width	4.331 in (11.000 cm)
Package 1 Length	4.724 in (12.000 cm)
Package weight(Lbs)	5.115 oz (145.000 g)
Unit Type of Package 2	S02
Number of Units in Package 2	15
Package 2 Height	5.906 in (15.000 cm)
Package 2 Width	11.811 in (30.000 cm)
Package 2 Length	15.748 in (40.000 cm)
Package 2 Weight	5.547 lb(US) (2.516 kg)
Unit Type of Package 3	P06
Number of Units in Package 3	240
Package 3 Height	29.528 in (75.000 cm)

Package 3 Width	23.622 in (60.000 cm)
Package 3 Length	31.496 in (80.000 cm)
Package 3 Weight	88.767 lb(US) (40.264 kg)

Contractual warranty

Warranty (in months)	18
----------------------	----



Environmental Data

Schneider Electric aims to achieve Net Zero status by 2050 through supply chain partnerships, lower impact materials, and circularity via our ongoing “Use Better, Use Longer, Use Again” campaign to extend product lifetimes and recyclability.

[Environmental Data explained >](#)

[How we assess product sustainability >](#)



Environmental footprint

Total lifecycle Carbon footprint	34 kg CO2 eq.
Environmental Disclosure	Product Environmental Profile
Carbon footprint of the manufacturing phase [A1 to A3]	20 kg CO2 eq.
Carbon footprint of the distribution phase [A4]	0 kg CO2 eq.
Carbon footprint of the installation phase [A5]	0 kg CO2 eq.
Carbon footprint of the use phase [B2, B3, B4, B6]	13 kg CO2 eq.
Carbon footprint of the end-of-life phase [C1 to C4]	0.3 kg CO2 eq.

Use Better



Materials and Substances

Packaging made with recycled cardboard	Yes
EU RoHS Directive	Pro-active compliance (Product out of EU RoHS legal scope)
SCIP Number	3a3aa81b-b333-475d-bdd7-d59b366b09eb
REACH Regulation	REACH Declaration
California proposition 65	WARNING: This product can expose you to chemicals including: Lead and lead compounds, which is known to the State of California to cause cancer and birth defects or other reproductive harm. For more information go to www.P65Warnings.ca.gov

Use Longer



Lifetime extension

Repair	No
--------	----

Use Again



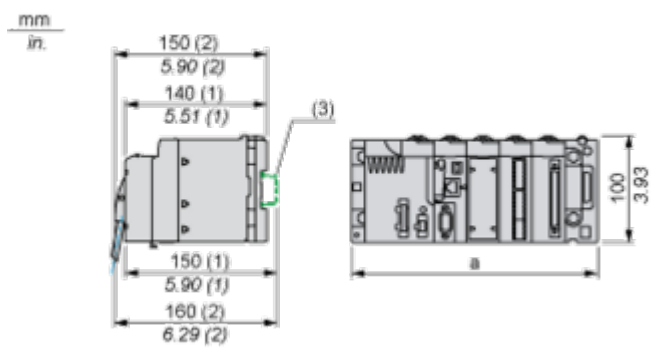
Repack and remanufacture

Circularity Profile	End of Life Information
Take-back	No

Dimensions Drawings

Modules Mounted on Racks

Dimensions



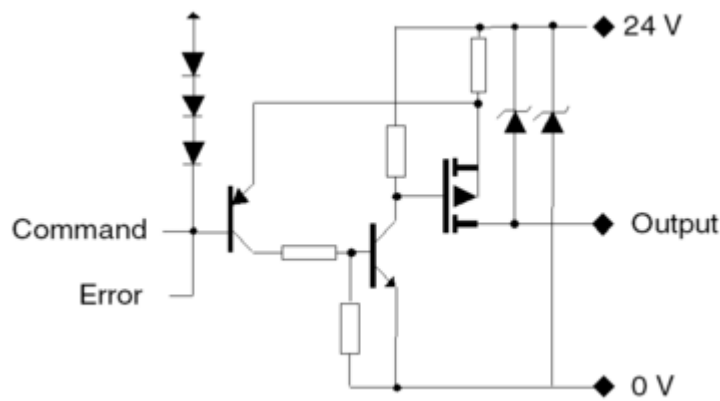
- (1) With removable terminal block (cage, screw or spring).
(2) With FCN connector.
(3) On AM1 ED rail: 35 mm wide, 15 mm deep. Only possible with BMXXBP0400/0400H/0600/0600H/0800/0800H rack.

Rack references	a in mm	a in in.
BMXXBP0400 and BMXXBP0400H	242.4	09.54
BMXXBP0600 and BMXXBP0600H	307.6	12.11
BMXXBP0800 and BMXXBP0800H	372.8	14.68
BMXXBP1200 and BMXXBP1200H	503.2	19.81

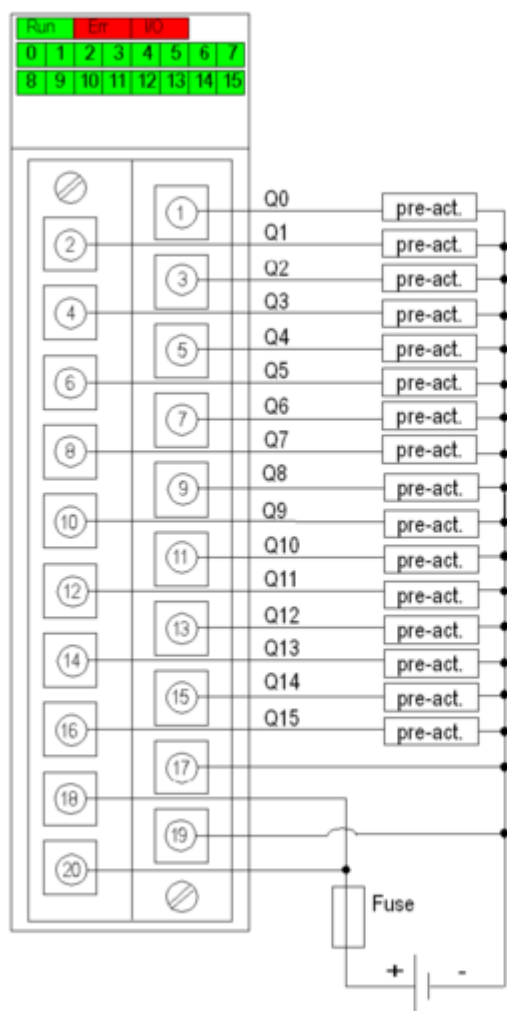
Connections and Schema

Connecting the Module

Output Circuit Diagram



Module Connection



power supply 24 VDC

fuse fast blow fuse of 6.3 A
pre-act pre-actuator

Image of product / Alternate images

Alternative

