

Product data sheet

Specifications



fiber converter module;Modicon X80;multimode

BMXNRP0200

Product availability: Stock - Normally stocked in distribution facility

Main

Range of Product	Modicon X80
Product or Component Type	Fibre optic repeater
Optic fiber type	Multi mode

Complementary

Rated voltage	24 V
Current consumption	140 mA typical 200 mA maximum
Function Available	Hot swap
Number of port	2 RJ45 100BASE-TX IEEE 802.3u 2 fiber optic 100BASE-FX IEEE 802.3u
Local signalling	1 LED (green) for power supply status 1 LED (red) for error condition (ERR) 2 LEDs (green) for link status 2 LEDs (green) for fiber port state and activity
Wavelength	0.000051575 in (1310 nm)
Operating Distance	0...2000 m
Attenuation	-23.5...-14 dB 50/125 µm) -20...-14 dB 62.5/125 µm)
Rise/fall time	3 ns
Receiver Sensitivity	- 31...- 14 dBm
Marking	CE
Width	1.3 in (32 mm)
Height	3.9 in (100 mm)
Depth	3.4 in (86 mm)
Net Weight	7.2 oz (203 g)

Environment

Ambient Air Temperature for Operation	32...140 °F (0...60 °C)
Ambient Air Temperature for Storage	-40...158 °F (-40...70 °C)
Relative humidity	0...95 %
Directives	2014/35/EU - low voltage directive 2014/30/EU - electromagnetic compatibility

Price is "List Price" and may be subject to a trade discount – check with your local distributor or retailer for actual price.

Disclaimer: This documentation is not intended as a substitute for and is not to be used for determining suitability or reliability of these products for specific user applications

Product certifications	CE RCM CSA EAC Merchant Navy UL
Standards	IEC 61010-2-201 IEC 61131-2 UL 61010-2-201 CSA C22.2 No 61010-2-201
Dielectric strength	1400 V DC between field and bus 500 V DC between channels
IP Degree of Protection	IP20
Operating altitude	0...13123.36 ft (0...4000 m)

Ordering and shipping details

Category	US1PC3418160
Discount Schedule	PC34
GTIN	3595864142753
Returnability	Yes
Country of origin	FR

Packing Units

Unit Type of Package 1	PCE
Nbr. of units in pkg.	1
Package 1 Height	2.283 in (5.800 cm)
Package 1 Width	4.409 in (11.200 cm)
Package 1 Length	5.118 in (13.000 cm)
Package weight(Lbs)	8.783 oz (249.000 g)
Unit Type of Package 2	S02
Number of Units in Package 2	14
Package 2 Height	5.906 in (15.000 cm)
Package 2 Width	11.811 in (30.000 cm)
Package 2 Length	15.748 in (40.000 cm)
Package 2 Weight	8.353 lb(US) (3.789 kg)

Contractual warranty

Warranty (in months)	18
----------------------	----



Environmental Data

Schneider Electric aims to achieve Net Zero status by 2050 through supply chain partnerships, lower impact materials, and circularity via our ongoing “Use Better, Use Longer, Use Again” campaign to extend product lifetimes and recyclability.

[Environmental Data explained >](#)

[How we assess product sustainability >](#)



Environmental footprint

Total lifecycle Carbon footprint	167 kg CO2 eq.
Environmental Disclosure	Product Environmental Profile
Carbon footprint of the manufacturing phase [A1 to A3]	17 kg CO2 eq.
Carbon footprint of the distribution phase [A4]	0 kg CO2 eq.
Carbon footprint of the installation phase [A5]	0.1 kg CO2 eq.
Carbon footprint of the use phase [B2, B3, B4, B6]	150 kg CO2 eq.
Carbon footprint of the end-of-life phase [C1 to C4]	0.4 kg CO2 eq.

Use Better



Materials and Substances

Packaging made with recycled cardboard	Yes
EU RoHS Directive	Pro-active compliance (Product out of EU RoHS legal scope)
REACH Regulation	REACH Declaration
California proposition 65	WARNING: This product can expose you to chemicals including: Lead and lead compounds, which is known to the State of California to cause cancer and birth defects or other reproductive harm. For more information go to www.P65Warnings.ca.gov

Use Longer



Lifetime extension

Repair	No
--------	----

Use Again

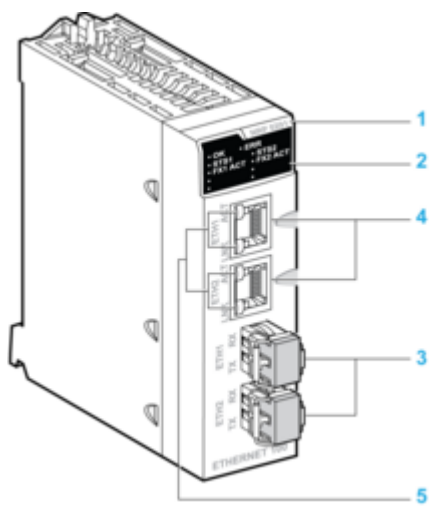


Repack and remanufacture

Recyclability potential, in %	32
Circularity Profile	End of Life Information
Take-back	No

Presentation

Presentation

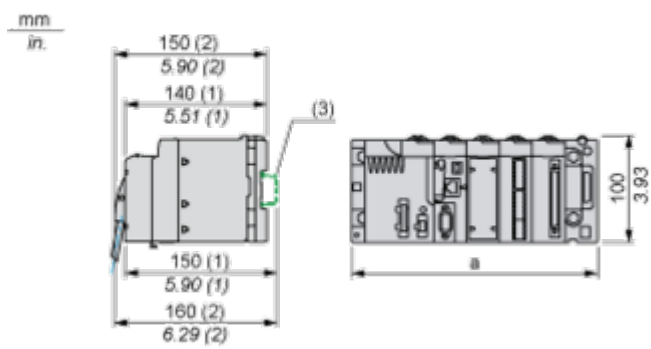


- 1 : Model number
- 2 : LED display panel
- 3 : Optical port with SFP transceiver for LC-type connector
- 4 : RJ45 Ethernet port
- 5 : LNK and ACT LED indicators on the RJ45 Ethernet port

Dimensions Drawings

Modules Mounted on Racks

Dimensions

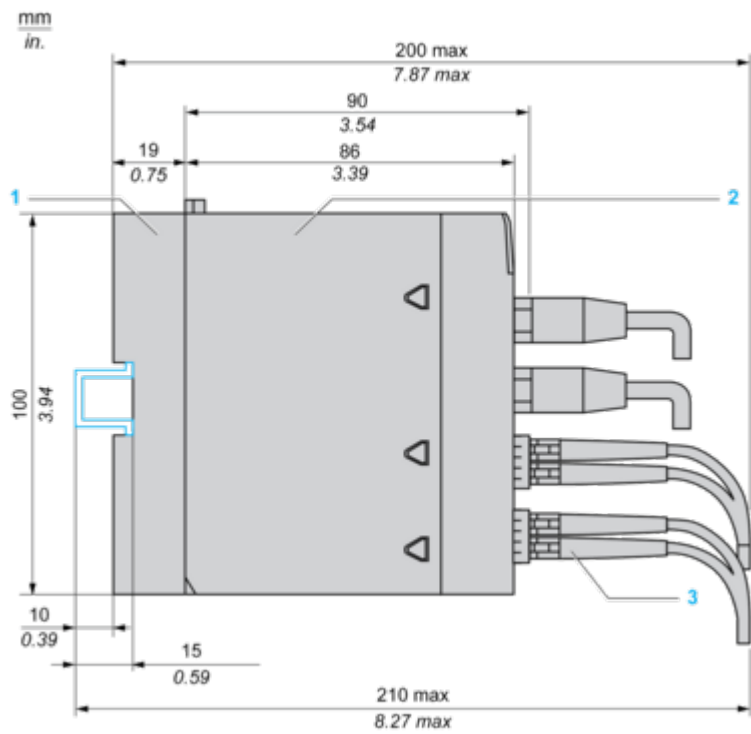


- (1) With removable terminal block (cage, screw or spring).
(2) With FCN connector.
(3) On AM1 ED rail: 35 mm wide, 15 mm deep. Only possible with BMXXBP0400/0400H/0600/0600H/0800/0800H rack.

Rack references	a in mm	a in in.
BMXXBP0400 and BMXXBP0400H	242.4	09.54
BMXXBP0600 and BMXXBP0600H	307.6	12.11
BMXXBP0800 and BMXXBP0800H	372.8	14.68
BMXXBP1200 and BMXXBP1200H	503.2	19.81

Mechanical Specifications

Dimensions



- 1 : Backplane
- 2 : Module
- 3 : Cable connections

Image of product / Alternate images

Alternative





